



US00D841241S

(12) **United States Design Patent** (10) **Patent No.:** **US D841,241 S**
Everard (45) **Date of Patent:** **** Feb. 19, 2019**

(54) **RAZOR**

- (71) Applicant: **ROCKWELL RAZORS CORPORATION**, Toronto (CA)
- (72) Inventor: **Gareth Joseph Everard**, Toronto (CA)
- (73) Assignee: **ROCKWELL RAZORS CORPORATION**, Toronto (CA)
- (**) Term: **15 Years**
- (21) Appl. No.: **29/588,348**

- (22) Filed: **Dec. 20, 2016**
- (51) **LOC (11) Cl.** **28-03**
- (52) **U.S. Cl.**
USPC **D28/46**
- (58) **Field of Classification Search**
USPC D28/46-48
CPC B26B 21/52-21/528; B26B 21/14-21/38;
B26B 21/08; B26B 21/00; B26B 21/4062;
B26B 21/42; B26B 21/446; B26B 21/526;
B26B 21/54; B26B 21/18
See application file for complete search history.

(56) **References Cited**

U.S. PATENT DOCUMENTS

1,169,637	A *	1/1916	Grove	B26B 21/446 30/286
1,419,187	A *	6/1922	Wilson	B26B 21/42 30/31
1,867,980	A *	7/1932	Melka	B26B 21/446 30/41
1,869,860	A *	8/1932	Natkiel	B26B 21/446 132/289
1,871,010	A *	8/1932	Robb	B26B 21/18 30/346.61
2,143,276	A *	1/1939	Martin	B26B 21/18 30/346.61
2,299,868	A *	10/1942	Younghusband	B26B 21/18 30/41
2,389,470	A *	11/1945	Traynham	B26B 21/18 30/41

(Continued)

OTHER PUBLICATIONS

You Are Here: Home / Shaving / Flash! Rockwell Model T Adjustable Razor Flash! Rockwell Model T Adjustable Razor by MANTIC59 Posted Mar. 28, 2016 14 Comments, 1 page (Year: 2016).*

(Continued)

Primary Examiner — Jennifer Rivard
(74) *Attorney, Agent, or Firm* — Norton Rose Fulbright Canada LLP

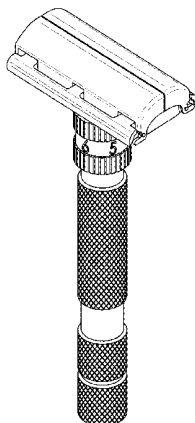
(57) **CLAIM**

I claim the ornamental design for a razor, as shown and described.

DESCRIPTION

FIG. 1 is an isometric view of a razor showing the first embodiment of the design;
 FIG. 2 is a front view thereof;
 FIG. 3 is a rear view thereof;
 FIG. 4 is a right view thereof;
 FIG. 5 is a left view thereof;
 FIG. 6 is a top view thereof;
 FIG. 7 is an isometric view thereof in another state of operation;
 FIG. 8 is an isometric view of a razor showing a second embodiment;
 FIG. 9 is a front view thereof;
 FIG. 10 is a rear view thereof;
 FIG. 11 is a right view thereof;
 FIG. 12 is a left view thereof;
 FIG. 13 is a top view thereof; and,
 FIG. 14 is an isometric view thereof in another state of operation.
 The broken lines illustrate portions of the razor that form no part of the claimed design.

1 Claim, 10 Drawing Sheets



(56)

References Cited

U.S. PATENT DOCUMENTS

- 2,424,260 A * 7/1947 Testi B26B 21/18
30/65
- 2,548,959 A * 4/1951 Eisenberg B26B 21/18
30/34.2
- 2,698,995 A * 1/1955 Anastasia B26B 21/32
30/34.2
- 2,839,224 A * 6/1958 Lipka B26B 21/446
222/191
- 4,125,939 A * 11/1978 Brothers B26B 21/22
30/50
- D250,849 S * 1/1979 Harshberger D28/46
- 6,973,730 B2 * 12/2005 Tomassetti B26B 21/225
30/527
- 7,121,754 B2 * 10/2006 Bressler B26B 21/446
401/264
- D652,991 S * 1/2012 Cavazos Jimenez D28/48
- D656,677 S * 3/2012 Cavazos Jimenez D28/48
- D724,269 S * 3/2015 Szczepanowski D28/48
- D724,270 S * 3/2015 Sims D28/48
- 9,126,346 B2 * 9/2015 Meier A46B 5/0062
- 9,216,514 B2 * 12/2015 Bridges B26B 21/446
- D765,912 S * 9/2016 Thi Minh Vinh D28/48
- 9,505,142 B2 * 11/2016 Nordstrom B26B 21/18
- D788,367 S * 5/2017 Nordstrom D28/47
- 9,840,014 B2 * 12/2017 Gilor B26B 21/18
- D815,776 S * 4/2018 Ngo D28/48
- 9,931,755 B2 * 4/2018 Gilor B26B 21/443
- 2009/0126197 A1 * 5/2009 Tomassetti B26B 21/446
30/41
- 2010/0236071 A1 * 9/2010 Szczepanowski .. B26B 21/4018
30/41.5
- 2013/0247395 A1 * 9/2013 Szczepanowski B26B 21/405
30/541
- 2015/0352737 A1 * 12/2015 Hickam B26B 21/521
30/70
- 2017/0297212 A1 * 10/2017 Nordstrom B26B 21/521

OTHER PUBLICATIONS

<https://leisureguy.wordpress.com/2015/05/12/shaving-with-a-prototype-of-the-heritage-style-adjustable-de-razor>, May 2015, 13 pages. (Year: 2015).*

Rockwell Model T Razor and Razor Blades—Shaving, Perfected by Rockwell Razors—Kickstarter, Mar. 2016, 19 pages (Year: 2016).*

* cited by examiner

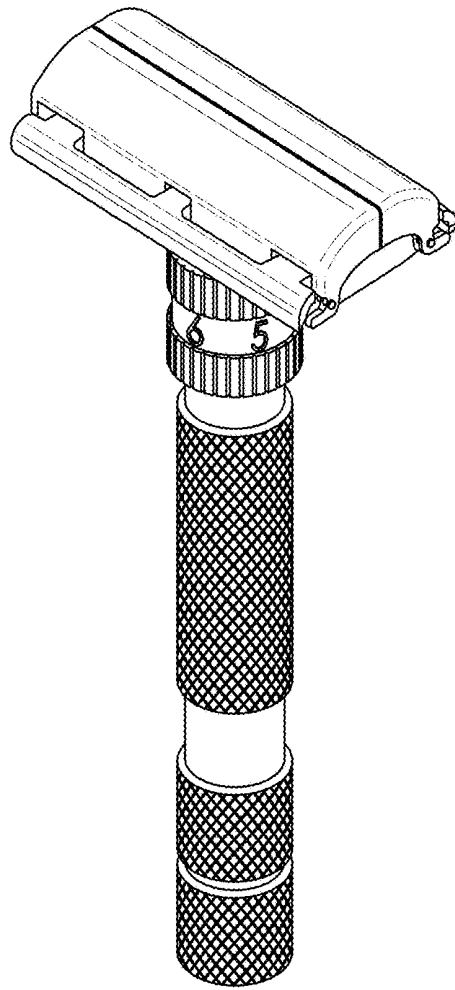


FIG. 1

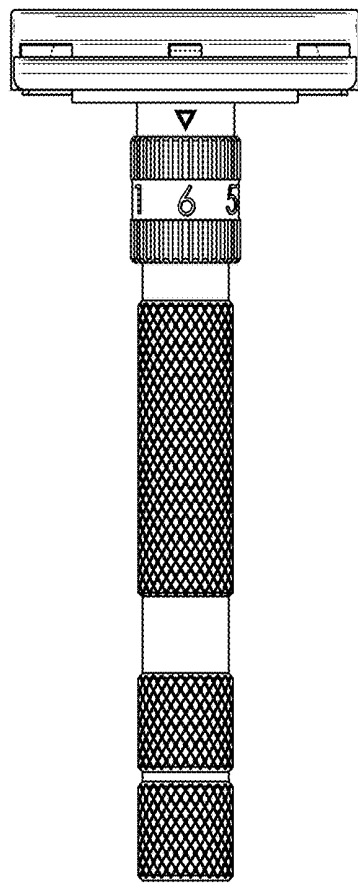


FIG. 2

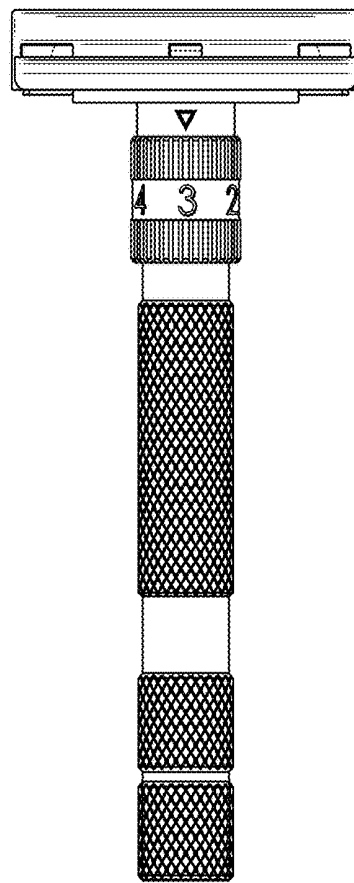


FIG. 3




FIG. 4




FIG. 5

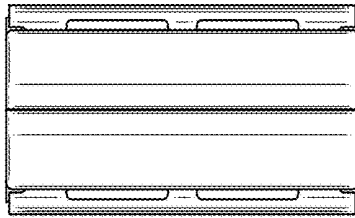


FIG. 6

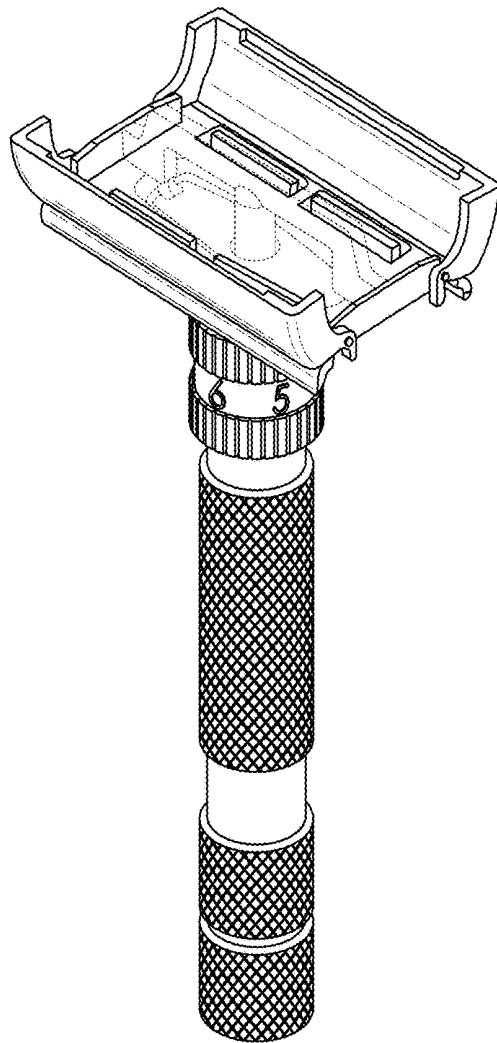


FIG. 7

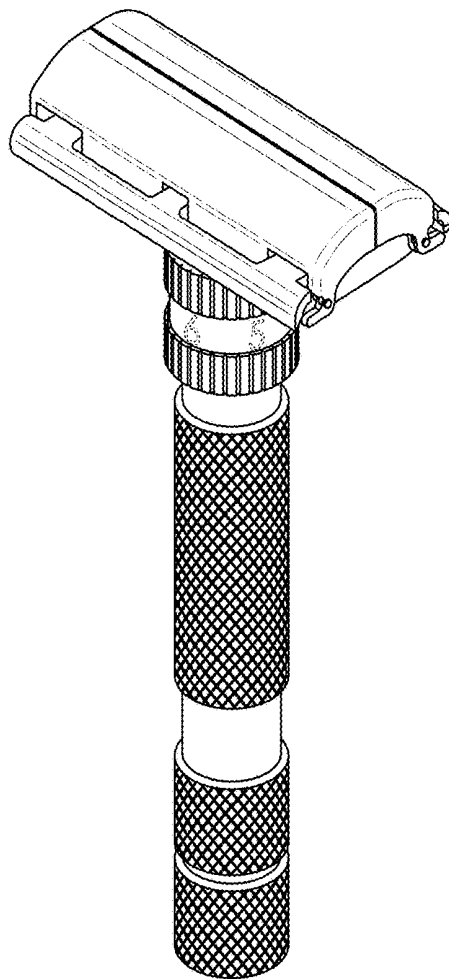


FIG. 8

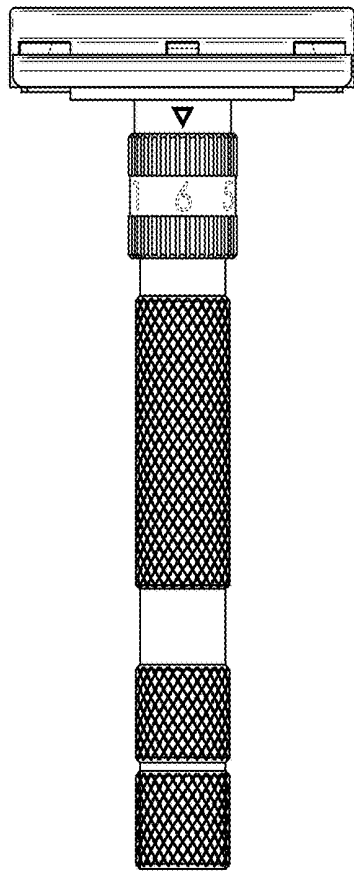


FIG. 9

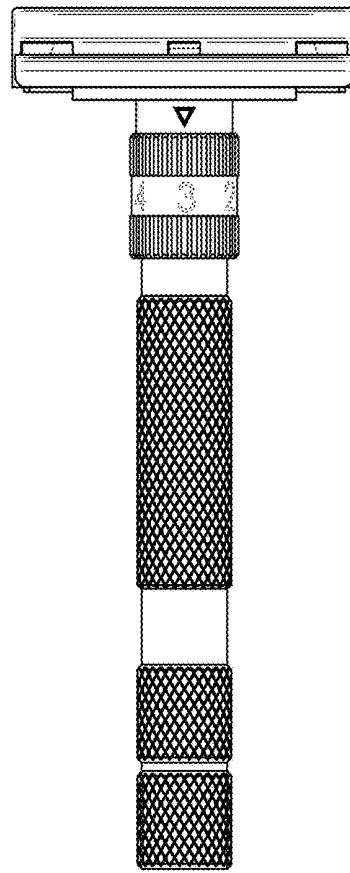


FIG. 10




FIG. 11




FIG. 12

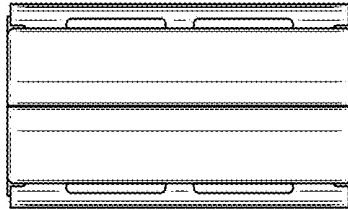


FIG. 13

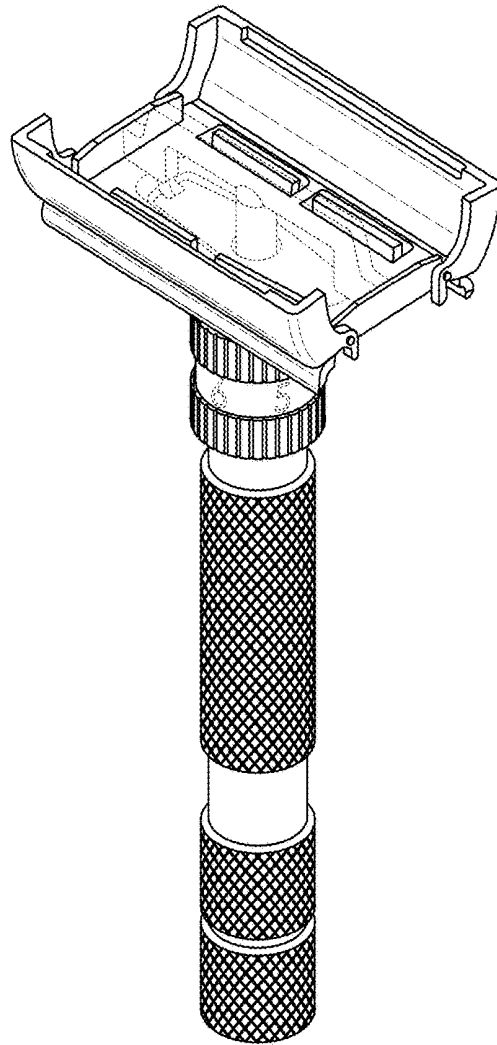


FIG. 14